



2007 International Application Guide • Volume 6 • Issue 1



UVL600 UVL SERIES™

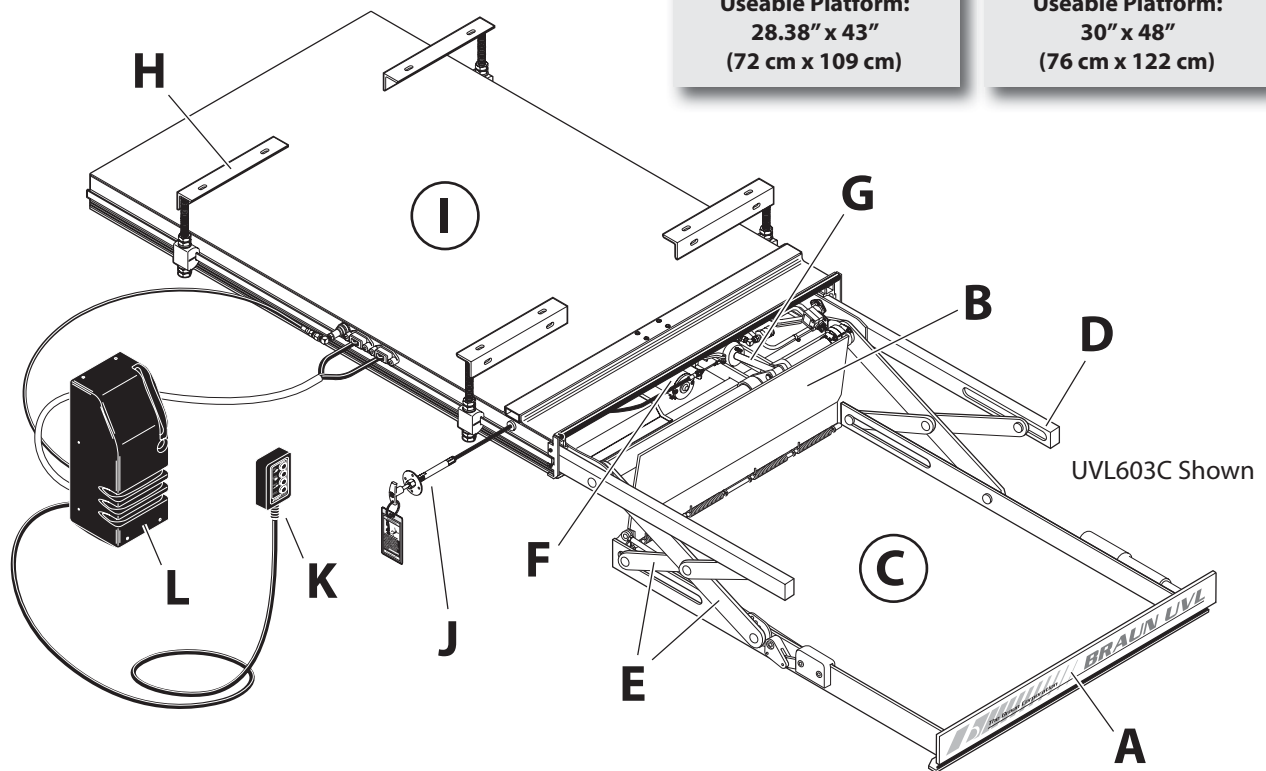
UVL600 UVL Series™ Models

UVL601C

Useable Platform:
28.38" x 43"
(72 cm x 109 cm)

UVL603C

Useable Platform:
30" x 48"
(76 cm x 122 cm)



A - Outboard Roll Stop	G - Hydraulic Cylinder
B - Inboard Barrier	H - Lift Mounting Brackets (4)
C - Platform	I - Lift Housing (Cassette)
D - Rolling Horizontal Arms (2)	J - Platform Cable-Activated Manual Release
E - Lifting Arms (4)	K - Hand-Held Control Box
F - Chain Drive Motor	L - Pump Module

Lift Accessories



73940-1S

Remote Control System

Includes "Y" adaptor harness. Controls all lift functions as well as door operators (if so equipped) (North American Frequency)

86483

Replacement Transmitter for Remote Control

86482

Keychain Transmitter for Remote Control



73944

"Y" Adaptor Harness

Required when using an additional hand-held pendant control as a third station control (73946A-1)

73948A

"Y" Adaptor Harness

Allows outside switch installation - by others

27895A

Threshold Warning Kit With the lift away from floor level, an alarm will sound when passengers approach the doorway. May be required for state/agency funded lift purchases.

Technical Specifications

General Function: Electrohydraulic, power up/gravity down operation, power in/out

Operation: Hydraulic pump with one lifting cylinder

Control: hand-held control, and optional remote control

Hydraulic: Pressure Max. 3,249 psi (224 bar), Fluid is Hydraulic/HFA Aviation, Oil reservoir is .25 gal (.95 L)

Construction: Aluminum Housing with Steel inner structure with powder coat finish

Lift Weight: 245 lbs (111 kg) - 269 lbs (122 kg) (depending on lift model)

Lifting Capacity: 750 lbs (340 kg)

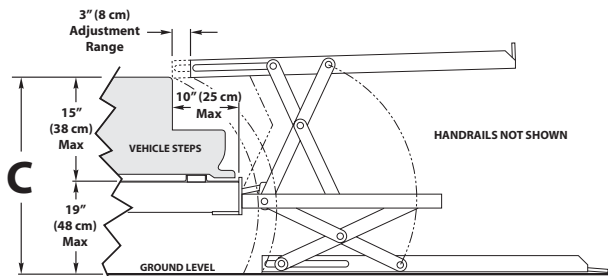
Operating Temperature: 19°F to 149°F (-7°C to 65°C)

Power Supply: 12V DC (24V DC available on 603C)

Current Consumption: Max. 120A (12V) - Max. 60A (24V - 603C)



Lift Dimensions



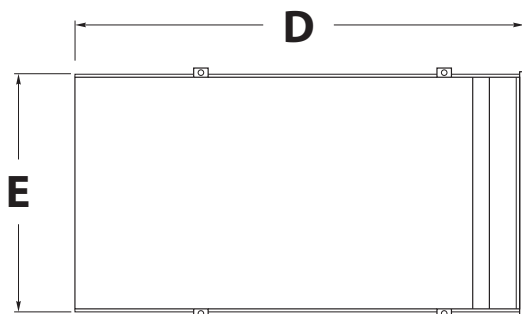
SIDE VIEW - TRAVEL LIMITS



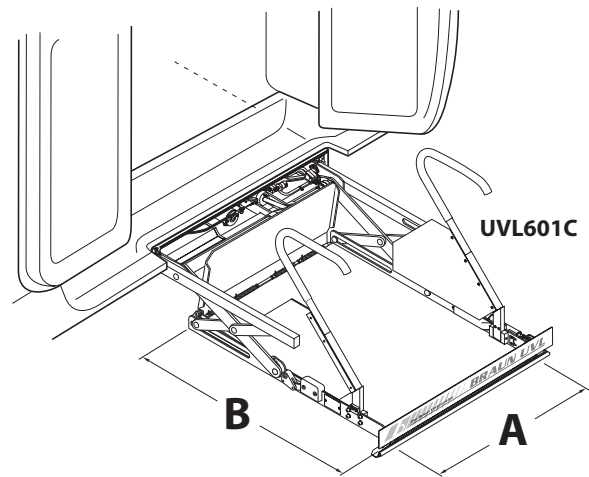
FRONT VIEW



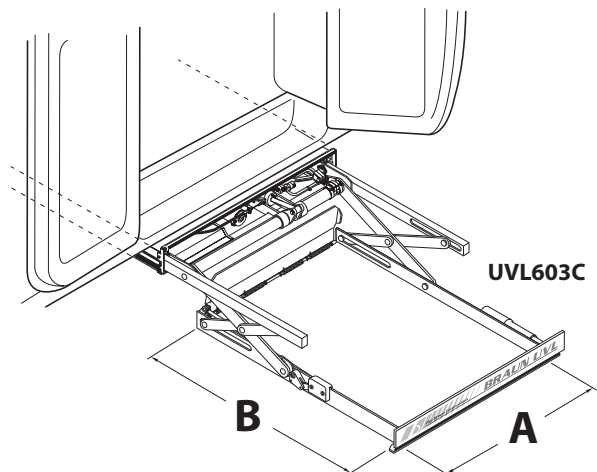
SIDE VIEW



TOP VIEW



UVL601C



UVL603C

UVL600 UVL Series™			A	B	C	D	E	F	G
Lift Model Number	Operation		Clear Platform Width	Clear Platform Length	Max. Floor to Ground	Cassette Length	Cassette Width	Cassette Height	Min. Clear Door Opening Width
	User	Attdt.							
UVL601C	X	X	28.38"(72cm)	43"(109cm)	34"(86cm)	62"(157cm)	38"(97cm)	4.65"(12cm)	38"(97cm)
UVL603C	X	X	30"(76cm)	48"(122cm)	34"(86cm)	67"(170cm)	40.5"(103cm)	4.65"(12cm)	40.5"(103cm)

All dimensions are for reference only.

UVL600 UVL SERIES™

UVL600 *UVL Series*[™] Lift Features



- fully automatic lift, operated by the wheelchair occupant or an attendant
- mounts underneath the vehicle, leaving the doorway completely unobstructed, providing a full window view and greater interior space
- aluminum housing is fully enclosed to be weather tight
- features a power pack remotely-mounted hydraulic pump with power up/gravity down operation
- handheld 4-button pendant control operates all lift and door functions
- optional operation by remote control
- side door application only
- miscellaneous platform widths and lengths
- slip-resistant platform
- electrically activated Automatic Roll Stop (ARS) engages before platform leaves ground
- mechanical Inboard Barrier (IB)
- integrated back-up pump
- designed to be used with automatic door operators
- diagnostic system for easy troubleshooting
- durable high-gloss powder coated finish



www.braunability.com/international

ISO 9001:2000

631 West 11th Street, Winamac, IN 46996, USA Phone: +1 574 946 6153 Fax: +1 574 946 4670